



The Unofficial Quick-Start Guide: From Download to Deep Bible Study

Version 1.0

Last Revised: 07/07/2025

Author: Matt Robertson

Purpose

This guide will help new users of Logos Bible Software to:

- **Download** Logos Bible Software from the web.
- **Install** the software onto the desktop.
- **Log in** to their Logos account.
- **Begin** quickly studying the Bible.

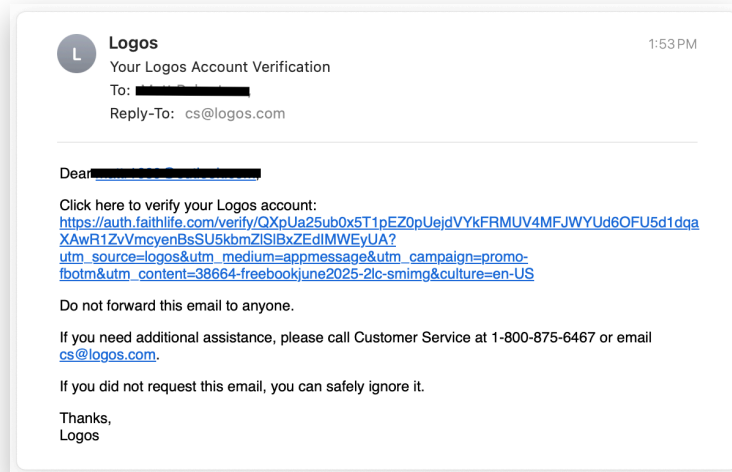
Before You Begin

- This guide is designed for desktop use **only**.
- Check system requirements before installing.
- Library packages are not included with software. Ten free resources can be found here.
- Email customerservice@logos.com for additional assistance.

Setup & Download Logos Bible Software

Step 1: Create account

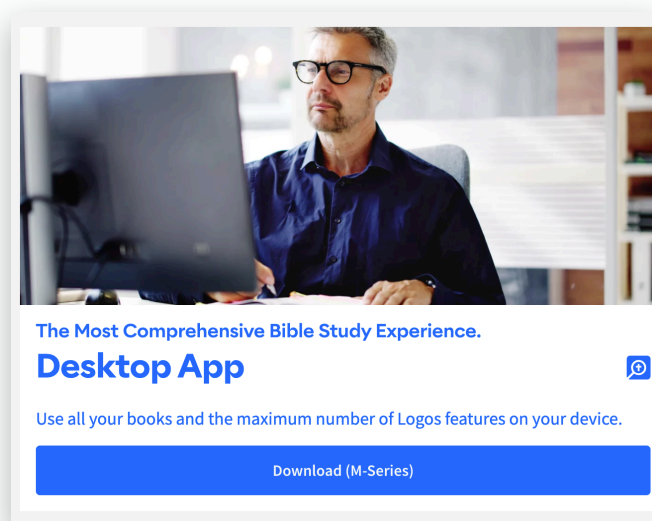
1. Visit logos.com in your web browser of choice.
2. On the upper right hand corner, click **Sign In**.
3. At the next screen, click **Create Account**.
4. Input email address.
5. Logos will send a verification email to the email address you provided. Click on link to verify email (See image below).
6. Create password for Logos account.



Verification Email

Step 2: Download installer

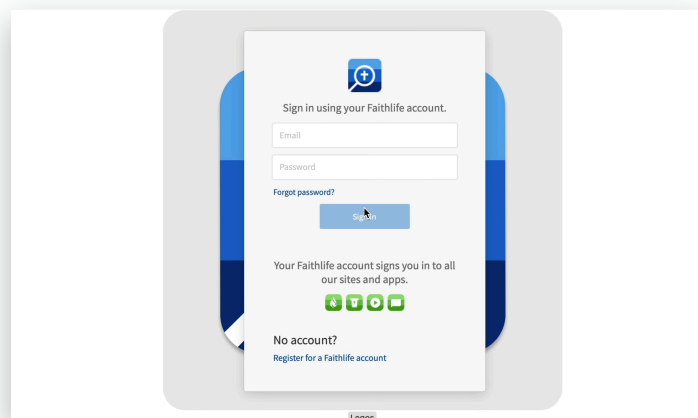
7. Visit <https://www.logos.com/get-started>.
8. Click **Download** (computer type will show in parentheses)



Download button (for M-series Mac)

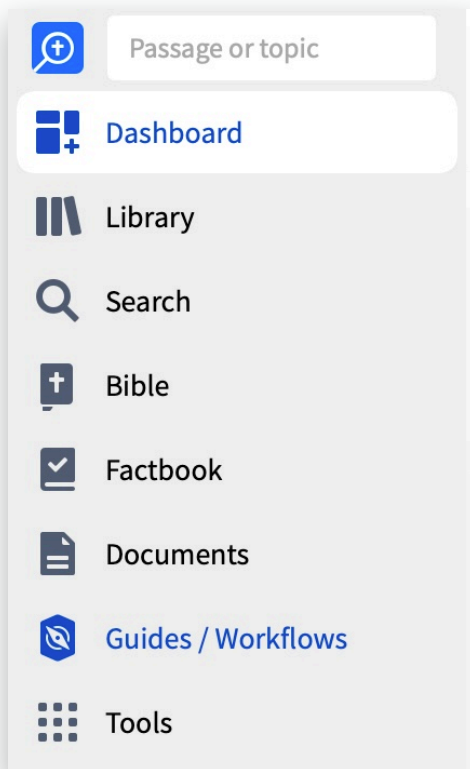
Step 3: Install & log in

9. Once downloaded, open software file (If on a PC, file will end in .exe; if Mac, will end in .dmg).
10. Drag Logos icon into Applications folder.
11. Click on Logos icon to start software.
12. When prompted, log into Logos account and begin software installation.

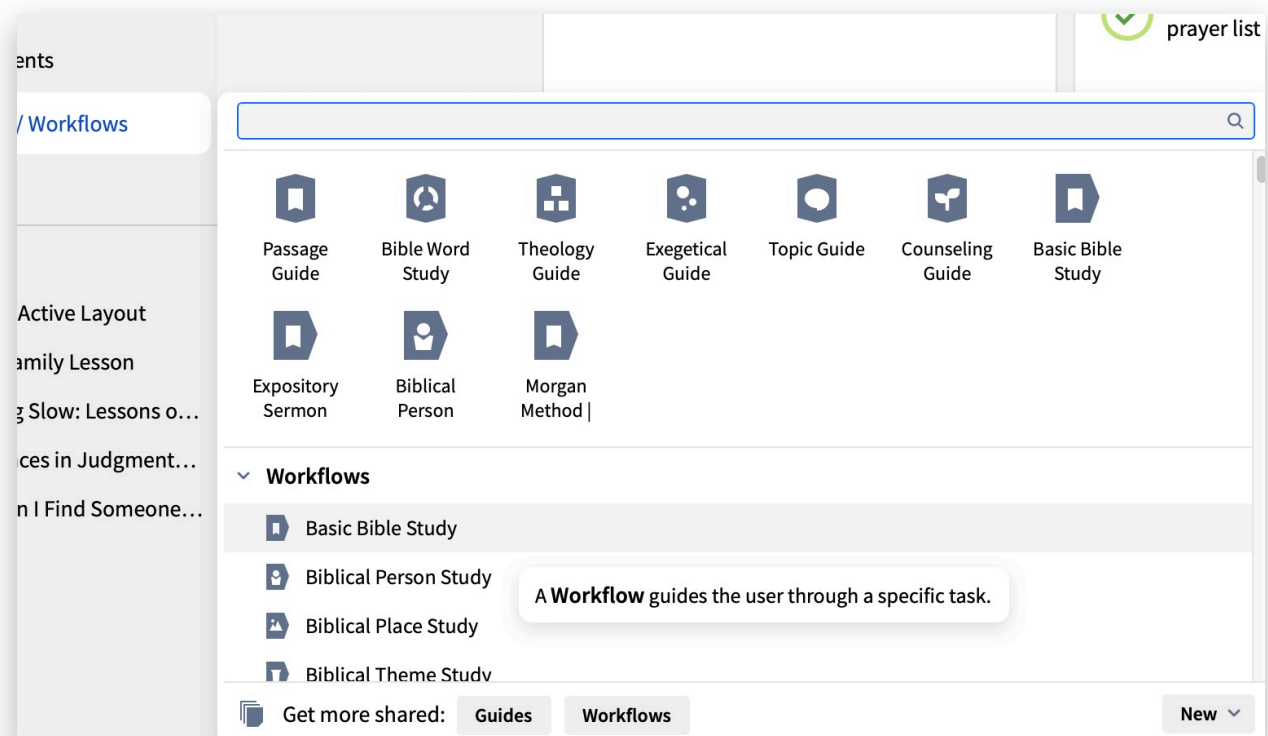


Your First Logos Bible Study: Basic Bible Study Workflow

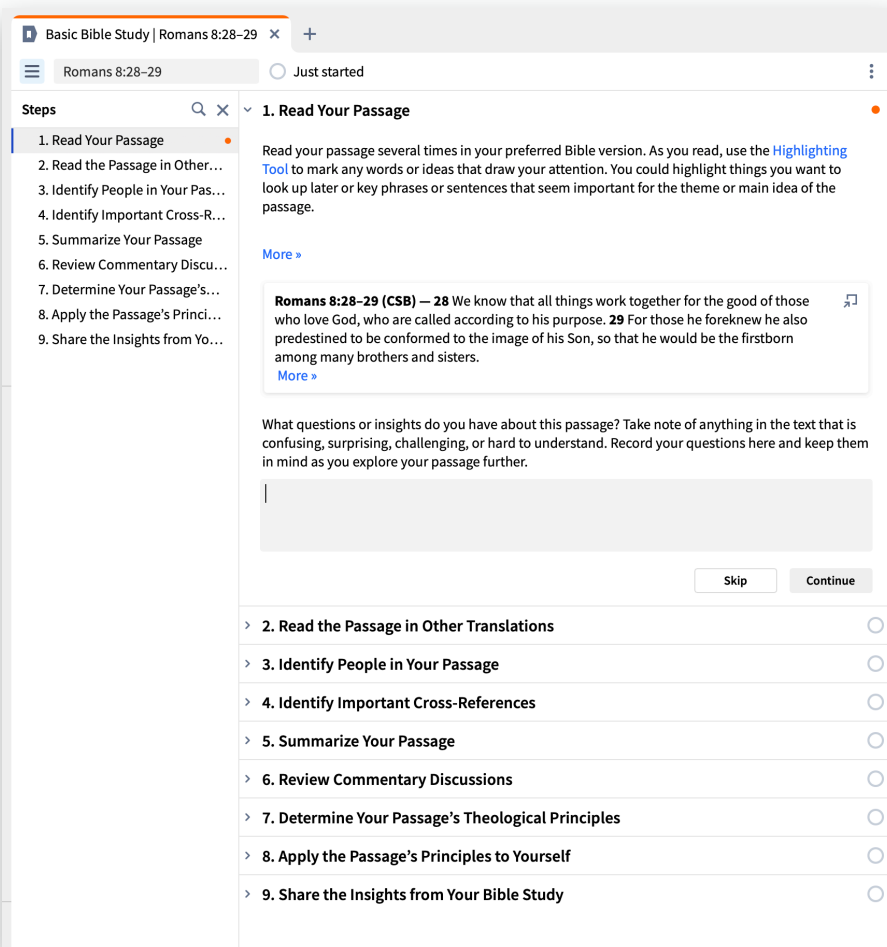
1. Navigate to **Guides/Workflows** on left sidebar.



2. Under Workflows, click on **Basic Bible Study**.



3. Input Scripture passage you wish to study, either as full text (John 3:16) or shortened (Romans 8:28-29).
4. Follow the workflow's prompts to study the passage!



Suggested Resources

- Learn the basics of Logos Bible Software for free with this [video series](#).
- Save money and add resources to your study with a [Library base package](#).
- Churches & Ministries: [Need help with your documents?](#)

Revision History

Version	Date	Author	Change
1.0	07/07/2025	Matt Robertson	Final portfolio-ready export.
0.3	07/07/2025	Matt Robertson	Additional formatting tweaks.
0.2	07/07/2025	Matt Robertson	Expand information; basic formatting.
0.1	07/03/2025	Matt Robertson	Initial outline, pre-draft.